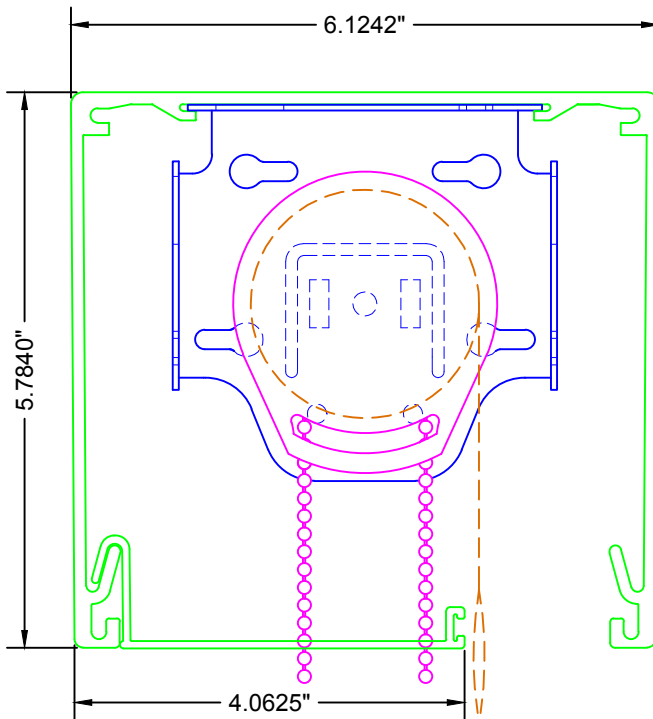

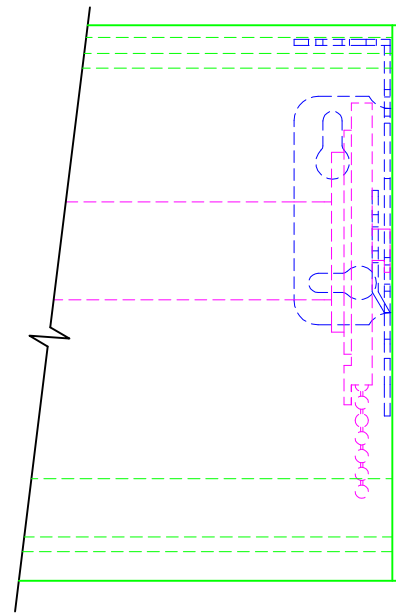


TOP VIEW



SIDE VIEW



FRONT VIEW

LEGEND

- 6" SHADE ENCLOSURE
- 4" BRACKET - CONTACT ROLL-A-SHADE FOR VARIOUS APPLICATIONS
- SL-20 CLUTCH
- FABRIC W/ HEM BAR



3117 NW 25th Ave, Phone: 954.974.0525
 Pompano Beach, FL 33069 Fax: 954.974.0529

DESCRIPTION:

6" CONTRACT SERIES

SCALE: 6" = 1'-0"

DATE: 4/1/2012

SHEET NO:

R-6.3